



We see. We care. We act.

39th WAGGGS WORLD CONFERENCE

CAMBODIA 2026

DOCUMENT 7 UPDATE ON WAGGGS MEMBERSHIP FEES FOR THE 2027–2029 TRIENNIUM

APRIL 2026

INTRODUCTION

This paper provides Member Organisations with information on WAGGGS membership fees for the 2027–2029 triennium. It sets out the updated fee calculations, reviews implementation of the Membership Fee Policy, and records the World Board’s decision regarding the application of an inflationary adjustment for this triennium.

BACKGROUND

The current WAGGGS Membership Fee model was approved at the Extraordinary General Meeting in September 2024. The [Membership Fee Policy](#), published in December 2024, sets out the methodology and parameters used to calculate membership fees for each triennium.

In accordance with the approved methodology, membership fees are calculated using the following formula:

$$\text{Standard rate-per-member} \times \text{WAGGGS wealth band discount} \times \text{membership numbers}$$

The methodology also includes safeguards and adjustments, including membership caps, minimum and maximum contribution levels, transitional relief where fees would change significantly between triennia, and provision for the World Board to consider the application of inflation each triennium.

REVIEW OF IMPLEMENTATION OF THE MEMBERSHIP FEE POLICY

As committed to the Extraordinary General Meeting in 2024, the World Board undertook a review of the implementation of the Membership Fee Policy.

As part of this process, Member Organisations were invited to send their feedback to membershipfeereview@wagggs.org by 28 February 2026. No submissions were received.


Overall, adherence to the Membership Fee Policy has been strong, with the key exception of timeliness of payment. Membership fees are due on 31 January each year (unless an alternative schedule has been agreed). In 2025 and 2026, 24 per cent and 11 per cent of fees respectively were received by this date. The World Board notes the importance of timely payment to support WAGGGS’s financial planning and delivery.

At the time of writing, four Member Organisations have an active repayment plan in place, and each is meeting the terms of its agreement.

In 2025, six Member Organisations were provided with financial assistance, totalling GBP 29k, to meet their fee obligations.

In December 2025, the World Board approved a fee reduction for one Member Organisation for 2026 due to exceptional circumstances.

Based on this review, the World Board considers that the membership fee model is operating as intended: supporting WAGGGS’s financial sustainability while providing a fee structure that is manageable for Member Organisations.



UPDATES FOR THE 2027–2029 TRIENNIUM


For the 2027–2029 triennium, fee calculations have been updated using the latest available data in line with the Membership Fee Policy. Membership numbers use Census 2026 figures (as of 31 December 2025). Wealth bands have been updated using World Bank Gross National Income (GNI) per capita data (Atlas method), published most recently in July 2024.

Table 1. WAGGGS wealth bands 2027-2029

GNI per capita (Atlas) Wealth Bands for Calculations		
Lower USD Limit	Percentage of fees paid	WAGGGS Wealth Band
-	minimum fee	1
567	10%	2
1,136	20%	3
4,496	30%	4
6,969	40%	5
13,936	50%	6
27,871	75%	7
55,741	100%	8

Fifteen Member Organisations are affected by changes in wealth band assignment:

- Member Organisations moving down bands (resulting in a higher discount level):
 - Number of MOs moving down one band: 2
 - Number of MOs moving down two bands: 1
- Member Organisations moving up bands (resulting in a lower discount level):
 - Number of MOs moving up one band: 11
 - Number of MOs moving up three bands: 1





INFLATION REVIEW AND WORLD BOARD DECISION

In accordance with the Membership Fee Policy, the World Board considered whether an inflationary adjustment should be applied to the standard rate-per-member (currently GBP 0.52) for the 2027–2029 triennium. The Policy provides that inflation may be applied each triennium and notes that UK inflation is generally measured using the Consumer Prices Index.

For the purposes of this review, three scenarios were considered: a 0% position (no adjustment), a +6% adjustment aligned with the UK Consumer Prices Index, and a +3% adjustment as a midpoint scenario.

Following this review, the World Board decided that no inflationary adjustment will be applied for the 2027–2029 triennium. The standard rate per member will therefore remain at GBP 0.52 for this period.

Rationale for the decision

In reaching this decision, the World Board considered the current context across the Movement. 2027 – 2029 will be the first full triennium of the revised membership fee model, and some Member Organisations remain within transitional relief arrangements. The Board also took account of ongoing financial pressures affecting many Member Organisations and the importance of stability and predictability as the revised model becomes fully established.

The analysis also indicated that applying either a +3% or +6% adjustment would generate additional income but would result in a material increase in fees for a small group of Member Organisations.


On this basis, and considering the stronger financial position of WAGGGS, the World Board concluded that maintaining a 0% position is the most appropriate approach for the 2027–2029 triennium.

PROJECTED INCOME

In terms of projected income, the updated membership fee calculations indicate that WAGGGS can expect approximately £1,630k in each year of the 2027–2029 triennium. These projections provide a stable financial outlook for the period ahead and support effective forward planning for both WAGGGS and Member Organisations.

LOOKING AHEAD

Looking ahead The World Board notes that inflation remains a material consideration for the long-term financial sustainability of WAGGGS. Member Organisations are therefore advised that an inflationary adjustment is likely to be applied in the 2030–2032 triennium. WAGGGS will communicate this decision in advance and provide opportunities for discussion, including during the 2028 Regional Conferences.





MEMBER ORGANISATION'S REVIEW OF MEMBERSHIP DATA AND WEALTH BAND INFORMATION

Member Organisations are invited to review the figures shared with this paper. If an organisation considers that there is an error in its membership data or wealth band assignment, it should contact the WAGGGS Membership and Regional Support team at membership@waggggs.org by 15 July 2026 so that the information can be reviewed in advance of invoicing.

Where relevant, Member Organisations may be asked to provide supporting evidence, particularly where World Bank data is not published or where an alternative official measure may need to be used.

ANNEXES

Annex 1 - Summary of methodology and key parameters


Basic formula: standard rate-per-member × wealth band discount × membership numbers

Key parameters used in calculating 2027–2029 fees:

- **Standard rate-per-member: £0.52** (subject to any inflationary uplift agreed by the World Board).
- **Wealth bands:** eight bands using World Bank GNI per capita (Atlas Method) with discounts between 0 and 100 per cent.
- **Membership numbers:** As reported in the WAGGGS Census for 31 December 2025 (Census 2026 submission).
- **Membership caps:** Applied by wealth band; additionally, no MO pays for fewer than 20 per cent of its total reported membership once caps are applied.
- **Minimum annual fee:** £170 for Full Members and £85 for Associate Members (subject to any inflationary uplift agreed by the World Board).
- **Rate-per-member floor and ceiling:** £0.01 minimum and £1.00 maximum (noting that MOs paying the minimum annual fee may have an effective rate-per-member above £1.00).
- **Transitional relief:** Fee changes ≥33 per cent are phased over the triennium. Any total increase between triennia is capped at 100 per cent (full amount reached in year three).
- **Maximum contribution safeguard:** No MO contributes more than 50 per cent of the global membership fee total before transitional relief.

Annex 2 - Membership Fees 2025 - 2026

- [Click here to see the current Membership Fees on Campfire](#)



Annex 3 - Membership fees for 2027-2029



Region	Country / Territory	Membership Type	Census (Dec-2025)	GNI Per Capita used	Membership Fees			Rate-per-Member (GBP)			Current Band (2024-2026)		New Band (2027-2029)		Wealth Band changes	Transitional Relief Applied
					2027	2028	2029	2027	2028	2029	Band	Discount	Band	Discount		
Europe	ALBANIA	Associate	439	9.910	85	85	85	£0,19	£0,19	£0,19	5	60%	5	60%	Same	No
Arab	ALGERIA	Full	8.793	5.370	3.148	2.260	1.372	£0,36	£0,26	£0,16	4	70%	4	70%	Same	Yes
Western Hemisphere	ANTIGUA AND BARBUDA	Full	386	21.150	170	170	170	£0,44	£0,44	£0,44	6	50%	6	50%	Same	No
Western Hemisphere	ARGENTINA	Full	5.046	13.530	1.050	1.050	1.050	£0,21	£0,21	£0,21	5	60%	5	60%	Same	No
Europe	ARMENIA	Full	1.037	7.810	216	216	216	£0,21	£0,21	£0,21	5	60%	5	60%	Same	No
Western Hemisphere	ARUBA	Full	252	35.570	170	170	170	£0,67	£0,67	£0,67	7	25%	7	25%	Same	No
Asia Pacific	AUSTRALIA	Full	14.397	62.680	7.486	7.486	7.486	£0,52	£0,52	£0,52	8	0%	8	0%	Same	No
Europe	AUSTRIA	Full	13.449	54.760	5.245	5.245	5.245	£0,39	£0,39	£0,39	7	25%	7	25%	Same	No
Europe	AZERBAIJAN	Full	468	7.330	170	170	170	£0,36	£0,36	£0,36	4	70%	5	60%	Moved up	No
Western Hemisphere	BAHAMAS, THE	Full	1.638	37.020	440	539	639	£0,27	£0,33	£0,39	7	25%	7	25%	Same	Yes
Arab	BAHRAIN	Full	4.959	28.090	1.934	1.934	1.934	£0,39	£0,39	£0,39	7	25%	7	25%	Same	No
Asia Pacific	BANGLADESH	Full	74.829	2.820	5.499	6.641	7.782	£0,07	£0,09	£0,10	3	80%	3	80%	Same	Yes
Western Hemisphere	BARBADOS	Full	1.583	25.140	412	412	412	£0,26	£0,26	£0,26	6	50%	6	50%	Same	No
Europe	BELARUS	Full	73	8.260	170	170	170	£2,33	£2,33	£2,33	5	60%	5	60%	Same	No
Europe	BELGIUM	Full	68.645	55.290	26.772	26.772	26.772	£0,39	£0,39	£0,39	7	25%	7	25%	Same	No
Western Hemisphere	BELIZE	Full	348	7.150	170	170	170	£0,49	£0,49	£0,49	5	60%	5	60%	Same	No
Africa	BENIN	Full	4.370	1.430	454	454	454	£0,10	£0,10	£0,10	3	80%	3	80%	Same	No
Western Hemisphere	BOLIVIA	Full	95	4.160	170	170	170	£1,79	£1,79	£1,79	3	80%	3	80%	Same	No
Africa	BOTSWANA	Full	10.310	7.750	2.144	2.144	2.144	£0,21	£0,21	£0,21	5	60%	5	60%	Same	No
Western Hemisphere	BRAZIL	Full	2.641	9.930	549	549	549	£0,21	£0,21	£0,21	5	60%	5	60%	Same	No
Asia Pacific	BRUNEI DARUSSALAM	Full	820	36.020	320	320	320	£0,39	£0,39	£0,39	7	25%	7	25%	Same	No
Africa	BURKINA FASO	Full	3.607	850	188	188	188	£0,05	£0,05	£0,05	2	90%	2	90%	Same	No
Africa	BURUNDI	Full	19.899	260	199	199	199	£0,01	£0,01	£0,01	1	*	1	*	Same	No
Asia Pacific	CAMBODIA	Full	8.601	2.550	310	388	466	£0,04	£0,05	£0,05	3	80%	3	80%	Same	Yes
Africa	CAMEROON	Full	6.806	1.700	708	708	708	£0,10	£0,10	£0,10	3	80%	3	80%	Same	No
Western Hemisphere	CANADA	Full	77.177	53.400	30.099	30.099	30.099	£0,39	£0,39	£0,39	7	25%	7	25%	Same	No
Africa	CENTRAL AFRICAN REPUBLIC	Full	10.693	510	170	170	170	£0,02	£0,02	£0,02	1	*	1	*	Same	No
Africa	CHAD	Full	29.445	940	453	567	680	£0,02	£0,02	£0,02	2	90%	2	90%	Same	Yes
Western Hemisphere	CHILE	Full	26.175	15.750	6.806	6.806	6.806	£0,26	£0,26	£0,26	6	50%	6	50%	Same	No
Western Hemisphere	COLOMBIA	Full	126	7.040	170	170	170	£1,35	£1,35	£1,35	4	70%	5	60%	Moved up	No
Africa	CONGO, REP.	Full	3.956	2.280	411	411	411	£0,10	£0,10	£0,10	3	80%	3	80%	Same	No
Africa	CONGO, DEM. REP.	Full	247.901	670	453	567	680	£0,00	£0,00	£0,00	2	90%	2	90%	Same	Yes
Asia Pacific	COOK ISLANDS	Full	427	19.613	170	170	170	£0,40	£0,40	£0,40	3	80%	6	50%	Moved up	No
Western Hemisphere	COSTA RICA	Full	10.193	15.620	2.650	2.650	2.650	£0,26	£0,26	£0,26	5	60%	6	50%	Moved up	No
Africa	COTE D'IVOIRE	Full	31.711	2.530	1.923	2.403	2.884	£0,06	£0,08	£0,09	3	80%	3	80%	Same	Yes
Europe	CROATIA	Full	1.724	22.250	448	448	448	£0,26	£0,26	£0,26	6	50%	6	50%	Same	No
Western Hemisphere	CURACAO	Full	156	22.590	170	170	170	£1,09	£1,09	£1,09	6	50%	6	50%	Same	No
Europe	CYPRUS	Full	1.104	32.870	431	431	431	£0,39	£0,39	£0,39	7	25%	7	25%	Same	No
Europe	CZECHIA	Full	35.154	29.560	10.555	12.133	13.710	£0,30	£0,35	£0,39	6	50%	7	25%	Moved up	Yes
Europe	DENMARK	Full	16.786	72.540	8.729	8.729	8.729	£0,52	£0,52	£0,52	8	0%	8	0%	Same	No
Western Hemisphere	DOMINICA	Full	351	10.230	170	170	170	£0,48	£0,48	£0,48	5	60%	5	60%	Same	No

Annex 3 - Membership fees for 2027-2029

Region	Country / Territory	Membership Type	Census (Dec-2025)	GNI Per Capita used	Membership Fees			Rate-per-Member (GBP)			Current Band (2024-2026)		New Band (2027-2029)		Wealth Band changes	Transitional Relief Applied
					2027	2028	2029	2027	2028	2029	Band	Discount	Band	Discount		
Western Hemisphere	DOMINICAN REPUBLIC	Full	334	10.280	170	170	170	£0,51	£0,51	£0,51	5	60%	5	60%	Same	No
Western Hemisphere	ECUADOR	Full	26	6.430	170	170	170	£6,54	£6,54	£6,54	4	70%	4	70%	Same	No
Arab	EGYPT, ARAB REP.	Full	19.700	3.510	2.049	2.049	2.049	£0,10	£0,10	£0,10	3	80%	3	80%	Same	No
Western Hemisphere	EL SALVADOR	Full	36	5.120	170	170	170	£4,72	£4,72	£4,72	4	70%	4	70%	Same	No
Europe	ESTONIA	Full	557	28.880	217	217	217	£0,39	£0,39	£0,39	6	50%	7	25%	Moved up	No
Africa	ESWATINI	Full	200	3.590	170	170	170	£0,85	£0,85	£0,85	3	80%	3	80%	Same	No
Asia Pacific	FIJI	Full	6.137	5.820	547	683	820	£0,09	£0,11	£0,13	4	70%	4	70%	Same	Yes
Europe	FINLAND	Full	26.253	51.650	10.239	10.239	10.239	£0,39	£0,39	£0,39	7	25%	7	25%	Same	No
Europe	FRANCE	Full	106.075	45.160	41.369	41.369	41.369	£0,39	£0,39	£0,39	7	25%	7	25%	Same	No
Africa	GAMBIA, THE	Full	19.685	880	1.024	1.024	1.024	£0,05	£0,05	£0,05	2	90%	2	90%	Same	No
Europe	GEORGIA	Full	295	8.110	170	170	170	£0,58	£0,58	£0,58	4	70%	5	60%	Moved up	No
Europe	GERMANY	Full	34.340	55.090	13.393	13.393	13.393	£0,39	£0,39	£0,39	7	25%	7	25%	Same	No
Africa	GHANA	Full	446.245	2.310	18.460	22.230	26.000	£0,04	£0,05	£0,06	3	80%	3	80%	Same	Yes
Europe	GREECE	Full	4.558	22.730	1.185	1.185	1.185	£0,26	£0,26	£0,26	6	50%	6	50%	Same	No
Western Hemisphere	GRENADA	Full	2.160	10.510	339	394	449	£0,16	£0,18	£0,21	5	60%	5	60%	Same	Yes
Western Hemisphere	GUATEMALA	Full	55	5.780	170	170	170	£3,09	£3,09	£3,09	4	70%	4	70%	Same	No
Africa	GUINEA	Full	4.889	1.440	424	466	508	£0,09	£0,10	£0,10	3	80%	3	80%	Same	Yes
Western Hemisphere	GUYANA	Full	2.436	20.140	517	575	633	£0,21	£0,24	£0,26	6	50%	6	50%	Same	Yes
Western Hemisphere	HAITI	Full	515	1.760	170	170	170	£0,33	£0,33	£0,33	3	80%	3	80%	Same	No
Western Hemisphere	HONDURAS	Full	94	3.020	170	170	170	£1,81	£1,81	£1,81	3	80%	3	80%	Same	No
Asia Pacific	HONG KONG SAR, CHINA	Full	26.849	57.070	13.961	13.961	13.961	£0,52	£0,52	£0,52	7	25%	8	0%	Moved up	No
Europe	HUNGARY	Full	477	20.770	170	170	170	£0,36	£0,36	£0,36	6	50%	6	50%	Same	No
Europe	ICELAND	Full	1.176	82.200	612	612	612	£0,52	£0,52	£0,52	8	0%	8	0%	Same	No
Asia Pacific	INDIA	Full	2.816.013	2.650	58.573	58.573	58.573	£0,02	£0,02	£0,02	3	80%	3	80%	Same	No
Europe	IRELAND	Full	10.118	80.650	5.261	5.261	5.261	£0,52	£0,52	£0,52	8	0%	8	0%	Same	No
Europe	ISRAEL	Full	58.281	52.910	22.730	22.730	22.730	£0,39	£0,39	£0,39	7	25%	7	25%	Same	No
Europe	ITALY	Full	96.574	38.590	37.664	37.664	37.664	£0,39	£0,39	£0,39	7	25%	7	25%	Same	No
Western Hemisphere	JAMAICA	Full	2.374	7.210	380	437	494	£0,16	£0,18	£0,21	4	70%	5	60%	Moved up	Yes
Asia Pacific	JAPAN	Full	20.381	36.000	7.949	7.949	7.949	£0,39	£0,39	£0,39	7	25%	7	25%	Same	No
Arab	JORDAN	Full	15.470	4.430	1.609	1.609	1.609	£0,10	£0,10	£0,10	3	80%	3	80%	Same	No
Africa	KENYA	Full	113.107	2.090	11.763	11.763	11.763	£0,10	£0,10	£0,10	3	80%	3	80%	Same	No
Asia Pacific	KIRIBATI	Associate	271	3.660	85	85	85	£0,31	£0,31	£0,31	3	80%	3	80%	Same	No
Asia Pacific	KOREA, REP.	Full	4.580	36.750	1.786	1.786	1.786	£0,39	£0,39	£0,39	7	25%	7	25%	Same	No
Arab	KUWAIT	Full	9.904	40.770	3.863	3.863	3.863	£0,39	£0,39	£0,39	7	25%	7	25%	Same	No
Europe	LATVIA	Full	434	21.630	170	170	170	£0,39	£0,39	£0,39	6	50%	6	50%	Same	No
Arab	LEBANON	Full	14.897	4.410	1.151	1.350	1.549	£0,08	£0,09	£0,10	3	80%	3	80%	Same	Yes
Africa	LESOTHO	Full	28.279	1.180	1.528	1.910	2.292	£0,05	£0,07	£0,08	3	80%	3	80%	Same	Yes
Africa	LIBERIA	Full	8.447	760	439	439	439	£0,05	£0,05	£0,05	2	90%	2	90%	Same	No
Arab	LIBYA	Full	8.208	6.890	1.280	1.280	1.280	£0,16	£0,16	£0,16	5	60%	4	70%	Moved down	No
Europe	LIECHTENSTEIN	Full	303	116.600	170	170	170	£0,56	£0,56	£0,56	8	0%	8	0%	Same	No
Europe	LUXEMBOURG	Full	2.302	84.650	1.715	1.456	1.197	£0,75	£0,63	£0,52	8	0%	8	0%	Same	Yes

Annex 3 - Membership fees for 2027-2029


Region	Country / Territory	Membership Type	Census (Dec-2025)	GNI Per Capita used	Membership Fees			Rate-per-Member (GBP)			Current Band (2024-2026)		New Band (2027-2029)		Wealth Band changes	Transitional Relief Applied
					2027	2028	2029	2027	2028	2029	Band	Discount	Band	Discount		
Africa	MADAGASCAR	Full	98.562	510	453	567	680	£0,00	£0,01	£0,01	1	*	1	*	Same	Yes
Africa	MALAWI	Full	1.048.208	570	453	567	680	£0,00	£0,00	£0,00	2	90%	2	90%	Same	Yes
Asia Pacific	MALAYSIA	Full	117.260	11.650	49.730	37.060	24.390	£0,42	£0,32	£0,21	5	60%	5	60%	Same	Yes
Asia Pacific	MALDIVES	Full	13.604	11.640	2.830	2.830	2.830	£0,21	£0,21	£0,21	5	60%	5	60%	Same	No
Europe	MALTA	Full	1.199	36.730	468	468	468	£0,39	£0,39	£0,39	7	25%	7	25%	Same	No
Arab	MAURITANIA	Associate	2.454	2.120	142	167	191	£0,06	£0,07	£0,08	3	80%	3	80%	Same	Yes
Africa	MAURITIUS	Full	296	12.970	170	170	170	£0,57	£0,57	£0,57	5	60%	5	60%	Same	No
Western Hemisphere	MEXICO	Full	1.411	12.850	293	293	293	£0,21	£0,21	£0,21	5	60%	5	60%	Same	No
Europe	MONACO	Full	129	168.004	170	170	170	£1,32	£1,32	£1,32	8	0%	8	0%	Same	No
Asia Pacific	MONGOLIA	Full	566	5.380	170	170	170	£0,30	£0,30	£0,30	4	70%	4	70%	Same	No
Europe	MONTENEGRO	Full	767	12.210	170	170	170	£0,22	£0,22	£0,22	5	60%	5	60%	Same	No
Africa	MOZAMBIQUE	Associate	118	550	85	85	85	£0,72	£0,72	£0,72	1	*	1	*	Same	No
Asia Pacific	MYANMAR	Associate	32.309	1.210	2.520	2.520	2.520	£0,08	£0,08	£0,08	3	80%	3	80%	Same	No
Africa	NAMIBIA	Full	1.505	4.240	170	170	170	£0,11	£0,11	£0,11	4	70%	3	80%	Moved down	No
Asia Pacific	NEPAL	Full	58.647	1.470	6.099	6.099	6.099	£0,10	£0,10	£0,10	3	80%	3	80%	Same	No
Europe	NETHERLANDS	Full	57.284	62.520	29.788	29.788	29.788	£0,52	£0,52	£0,52	8	0%	8	0%	Same	No
Asia Pacific	NEW ZEALAND	Full	6.709	47.580	2.617	2.617	2.617	£0,39	£0,39	£0,39	7	25%	7	25%	Same	No
Western Hemisphere	NICARAGUA	Associate	91	2.510	85	85	85	£0,93	£0,93	£0,93	3	80%	3	80%	Same	No
Africa	NIGER	Associate	67	680	85	85	85	£1,27	£1,27	£1,27	2	90%	2	90%	Same	No
Africa	NIGERIA	Full	481.507	1.700	26.000	26.000	26.000	£0,05	£0,05	£0,05	3	80%	3	80%	Same	No
Europe	NORWAY	Full	10.433	98.170	5.425	5.425	5.425	£0,52	£0,52	£0,52	8	0%	8	0%	Same	No
Arab	OMAN	Full	20.377	19.520	5.298	5.298	5.298	£0,26	£0,26	£0,26	6	50%	6	50%	Same	No
Asia Pacific	PAKISTAN	Full	153.423	1.430	15.956	15.956	15.956	£0,10	£0,10	£0,10	3	80%	3	80%	Same	No
Arab	PALESTINE	Full	8.386	2.710	872	872	872	£0,10	£0,10	£0,10	3	80%	3	80%	Same	No
Western Hemisphere	PANAMA	Full	1.201	18.010	312	312	312	£0,26	£0,26	£0,26	6	50%	6	50%	Same	No
Asia Pacific	PAPUA NEW GUINEA	Full	616	2.900	170	170	170	£0,28	£0,28	£0,28	3	80%	3	80%	Same	No
Western Hemisphere	PARAGUAY	Full	65	6.300	170	170	170	£2,62	£2,62	£2,62	4	70%	4	70%	Same	No
Western Hemisphere	PERU	Full	1.186	7.500	196	221	247	£0,16	£0,19	£0,21	4	70%	5	60%	Moved up	Yes
Asia Pacific	PHILIPPINES	Full	1.215.660	4.470	26.000	26.000	26.000	£0,02	£0,02	£0,02	3	80%	3	80%	Same	No
Europe	POLAND	Full	70.073	21.590	18.219	18.219	18.219	£0,26	£0,26	£0,26	6	50%	6	50%	Same	No
Europe	PORTUGAL	Full	2.975	26.910	774	774	774	£0,26	£0,26	£0,26	6	50%	6	50%	Same	No
Arab	QATAR	Full	1.940	77.290	1.418	1.213	1.009	£0,73	£0,63	£0,52	8	0%	8	0%	Same	Yes
Europe	ROMANIA	Full	-	17.600	-	-	-	-	-	-	6	50%	6	50%	Same	No
Europe	RUSSIAN FEDERATION	Full	1.769	15.320	460	460	460	£0,26	£0,26	£0,26	6	50%	6	50%	Same	No
Africa	RWANDA	Full	21.874	1.040	1.137	1.137	1.137	£0,05	£0,05	£0,05	2	90%	2	90%	Same	No
Europe	SAN MARINO	Full	130	53.890	170	170	170	£1,31	£1,31	£1,31	7	25%	7	25%	Same	No
Africa	SENEGAL	Full	6.282	1.680	653	653	653	£0,10	£0,10	£0,10	3	80%	3	80%	Same	No
Africa	SIERRA LEONE	Full	1.012	820	170	170	170	£0,17	£0,17	£0,17	1	*	2	90%	Moved up	No
Asia Pacific	SINGAPORE	Full	7.279	74.750	3.785	3.785	3.785	£0,52	£0,52	£0,52	8	0%	8	0%	Same	No
Europe	SLOVAK REPUBLIC	Full	7.487	23.560	1.309	1.628	1.947	£0,17	£0,22	£0,26	6	50%	6	50%	Same	Yes
Europe	SLOVENIA	Full	5.842	31.790	2.278	2.278	2.278	£0,39	£0,39	£0,39	7	25%	7	25%	Same	No

Annex 3 - Membership fees for 2027-2029

Region	Country / Territory	Membership Type	Census (Dec-2025)	GNI Per Capita used	Membership Fees			Rate-per-Member (GBP)			Current Band (2024-2026)		New Band (2027-2029)		Wealth Band changes	Transitional Relief Applied
					2027	2028	2029	2027	2028	2029	Band	Discount	Band	Discount		
Asia Pacific	SOLOMON ISLANDS	Associate	112	1.910	85	85	85	£0,76	£0,76	£0,76	3	80%	3	80%	Same	No
Africa	SOUTH AFRICA	Full	19.771	6.110	2.529	2.807	3.084	£0,13	£0,14	£0,16	4	70%	4	70%	Same	Yes
Africa	SOUTH SUDAN	Full	40.831	1.040	2.123	2.123	2.123	£0,05	£0,05	£0,05	2	90%	2	90%	Same	No
Europe	SPAIN	Full	9.754	33.550	3.804	3.804	3.804	£0,39	£0,39	£0,39	7	25%	7	25%	Same	No
Asia Pacific	SRI LANKA	Full	30.833	3.860	6.812	5.009	3.207	£0,22	£0,16	£0,10	3	80%	3	80%	Same	Yes
Western Hemisphere	ST. KITTS AND NEVIS	Associate	99	22.470	85	85	85	£0,86	£0,86	£0,86	6	50%	6	50%	Same	No
Western Hemisphere	ST. LUCIA	Full	160	12.640	170	170	170	£1,06	£1,06	£1,06	5	60%	5	60%	Same	No
Western Hemisphere	ST. VINCENT AND THE GRENADINES	Full	1.464	11.060	305	305	305	£0,21	£0,21	£0,21	5	60%	5	60%	Same	No
Arab	SUDAN	Full	10.250	710	404	469	533	£0,04	£0,05	£0,05	2	90%	2	90%	Same	Yes
Western Hemisphere	SURINAME	Full	193	5.690	170	170	170	£0,88	£0,88	£0,88	4	70%	4	70%	Same	No
Europe	SWEDEN	Full	40.199	58.190	20.903	20.903	20.903	£0,52	£0,52	£0,52	8	0%	8	0%	Same	No
Europe	SWITZERLAND	Full	24.682	95.220	12.835	12.835	12.835	£0,52	£0,52	£0,52	8	0%	8	0%	Same	No
Arab	SYRIAN ARAB REPUBLIC	Full	6.093	710	219	268	317	£0,04	£0,04	£0,05	1	*	2	90%	Moved up	Yes
Asia Pacific	TAIWAN	Full	11.288	35.531	4.402	4.402	4.402	£0,39	£0,39	£0,39	7	25%	7	25%	Same	No
Africa	TANZANIA	Full	183.415	1.210	12.499	15.623	18.748	£0,07	£0,09	£0,10	3	80%	3	80%	Same	Yes
Asia Pacific	THAILAND	Full	38.318	7.100	7.970	7.970	7.970	£0,21	£0,21	£0,21	5	60%	5	60%	Same	No
Africa	TOGO	Full	1.277	1.080	170	170	170	£0,13	£0,13	£0,13	2	90%	2	90%	Same	No
Asia Pacific	TONGA	Associate	54	5.000	203	144	85	£3,76	£2,67	£1,57	4	70%	4	70%	Same	Yes
Western Hemisphere	TRINIDAD AND TOBAGO	Full	2.366	19.740	615	615	615	£0,26	£0,26	£0,26	6	50%	6	50%	Same	No
Arab	TUNISIA	Full	12.847	3.880	1.336	1.336	1.336	£0,10	£0,10	£0,10	3	80%	3	80%	Same	No
Europe	TURKIYE	Full	6.000	13.460	1.248	1.248	1.248	£0,21	£0,21	£0,21	5	60%	5	60%	Same	No
Africa	UGANDA	Full	537.927	1.020	13.000	13.000	13.000	£0,02	£0,02	£0,02	2	90%	2	90%	Same	No
Europe	UKRAINE	Full	289	5.210	170	170	170	£0,59	£0,59	£0,59	4	70%	4	70%	Same	No
Arab	UNITED ARAB EMIRATES	Full	1.400	51.550	792	669	546	£0,57	£0,48	£0,39	7	25%	7	25%	Same	Yes
Europe	UNITED KINGDOM	Full	367.843	49.470	143.459	143.459	143.459	£0,39	£0,39	£0,39	7	25%	7	25%	Same	No
Western Hemisphere	UNITED STATES	Full	1.740.636	83.490	780.000	780.000	780.000	£0,45	£0,45	£0,45	8	0%	8	0%	Same	No
Western Hemisphere	VENEZUELA, RB	Full	275	3.820	170	170	170	£0,62	£0,62	£0,62	5	60%	3	80%	Moved down	No
Arab	YEMEN, REP.	Full	2.320	820	170	170	170	£0,07	£0,07	£0,07	2	90%	2	90%	Same	No
Africa	ZAMBIA	Full	256.000	1.220	15.883	19.853	23.824	£0,06	£0,08	£0,09	3	80%	3	80%	Same	Yes
Africa	ZIMBABWE	Full	37.988	2.400	3.951	3.951	3.951	£0,10	£0,10	£0,10	3	80%	3	80%	Same	No

* MOs that pay the minimum fee





We see. We care. We act.

39th WAGGGS WORLD CONFERENCE

CAMBODIA 2026